

PROPERTY CGI LTD

CGI | VIRTUAL STAGING | VIRTUAL RENOVATION

1. Client's Brief

Floor Plans & Elevations

- Can be provided as CAD file, PDF or dimensioned sketch.
- Should reflect latest Revision.
- If revised after work commencement, please make us aware of layout changes.
- Depending on impact of the changes we are reserving ourselves right to add additional fee of 100GBP

Proposed interior/ exterior design

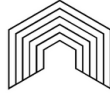
- All information about colour schemes and proposed furniture, furniture layout, accessories etc. - if existing - should be provided before work commencement. If not, not later than after first draft is produced.
- When working with interior designer design board would be preferred. Sample of materials, colour schemes with exact shades.
- The more accurate information the better outcome.

CGI Purpose

- Please inform us what the images will be used for as this defines Final Resolution and size of the Images.
- 4k Resolution requires longer rendering time (equivalent of 4 HD CGI)

CGI Payments

- A 30% deposit is required to start the process
- The final product will be released to you after the invoice has been paid in full. This includes the remaining 70% and any extra charges for changes made outside of the original agreement.



PROPERTY CGI LTD

CGI | VIRTUAL STAGING | VIRTUAL RENOVATION

2. Draft Review and Alterations

First Draft

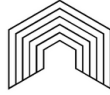
- First draft is produced in low quality.
- Its purpose is to identify discrepancies to the initial brief and adjust or just rethink the design and add some changes.
- Please take your time and identify as many things to change as you can. Avoid changing just one thing at the time. Our quotation price included TWO iterations of review process.

Second Draft

- Is produced in low quality
- All comments from previous iterations are applied.
- Second review process to identify required adjustments not identified previously.

Final Draft

- Produced in lower quality for approval.
- Additional Modifications
- For additional amendments due to change in design on client's side additional fee of 50 GBP per item in view is applied.
- We reserve ourselves right to wave the additional fee for minor – in our opinion – changes.
- Any changes due mistake on our part are of course FREE of charge.



PROPERTY CGI LTD

CGI | VIRTUAL STAGING | VIRTUAL RENOVATION

3. Communication

Identification of Decision Makers

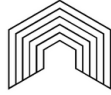
- Please inform us, who will be responsible for sign-off the final draft for Final image production.
- Please give us detail of person responsible for interior/exterior design so we can communicate directly with them. This will give us more accurate instructions and prevent misunderstandings.

Means of contact

- Preferred type of communication. (phone call, message, email)
- Preferred time of the day or window.

Responsiveness.

- Lead-time of the project depends on information turnaround. The shorter time on comments the quicker finalisation of the images.



PROPERTY CGI LTD

CGI | VIRTUAL STAGING | VIRTUAL RENOVATION

4. Design Freeze and Post- Processing

CGI Production

- After final draft is approved we move on to High Resolution Image Rendering
- At this stage the final Images are produced.

Final Touches

In post processing we are adding the view outside the windows for interior and surroundings for exterior CGI.

Watermark

- Watermark is added to Final CGI.

5. Release of Final Images

Watermark Removal

- Final Product is released after the invoice is paid in full.